



# PREFERRED COMMUNITY FACILITY GUIDELINES 2024

SUMMARY OF PROVISION GUIDANCE BY  
COMMUNITY FOOTBALL VENUE HIERARCHY

# ABOUT THE GUIDELINES

The AFL Preferred Community Facility Guidelines ('the Guidelines') should be used to inform the provision and development of venues, facilities and amenities for community level football.

This summary of the Guidelines outline the preferred facility requirements for competition, training and programming activities that may take place at the following types of venues.

- > State
- > Regional
- > Local
- > Remote
- > Junior
- > School
- > Training areas

The information presented within this document refers to the **typical minimum levels** of provision recommended for each venue type and its defined use for Australian Football, as defined in the Community Football Facility Hierarchy.

Elite venue standards and match-day requirements for AFL and AFLW level use are not included within this hierarchy or within these Guidelines. These standards are available on request via your local AFL State or Territory Office.

The AFL Preferred Community Facility Guidelines were initially developed in 2012 to provide direction for the development of new facilities and/or those being considered for major refurbishment or redevelopment. They were republished in 2019 to recognise changing trends in community facilities, and incorporated advice on inclusive amenities, innovation in ground surface technology (i.e. hybrid and synthetic turf) and modular pavilion and amenity buildings.

The 2024 edition builds on the previous versions and reinforces the need for access, equity and sustainability across all venues. It also provides a greater focus on the stages of project planning and supports the need to better cater for and support the umpiring community through more fit-for-purpose infrastructure.

---

The full version of the Guidelines provide a consolidated resource to assist stakeholders in the planning and development of welcoming, inclusive and sustainable facilities.

**They can be access via you State or Territory AFL office or at <https://www.play.afl/clubhelp/club-management/managing-facilities/>**

---

# COMMUNITY FOOTBALL FACILITY HIERARCHY

Classification of venues is important when assessing provision against proposed use. It also provides direction for the development of new and the enhancement of existing venues and associated facilities, helping to ensure provision is fit-for-purpose.

## STATE

- › **State level facilities contribute 3% of venues nationally.** They primarily service State League and elite underage competitions and are viewed as second tier competition venues.
- › Used for high performance training and community competition finals. They are maintained to a showcase level, offering higher standard of amenities with perimeter fencing and the capacity to cater for larger crowds.

## REGIONAL

- › **Regional facilities contribute around 5% of venues nationally.** They service a collection of suburbs, townships or geographic areas within a municipality (or across municipal borders).
- › Ideally they provide amenities with capacity to host finals and representative matches and oval surface quality is maintained to a high standard.

## LOCAL

- › **72% of all community football venues fall within this category or classification.** Local facilities are designed to cater for local level community competition within individual suburbs, townships or municipalities and are usually the 'home' of a seasonal football club.
- › Facilities and playing surfaces are provided to home and away competition standard.

## REMOTE

- › Remotely located grounds cater for local level competition held in remote communities across Australia and **contribute 2% of all venues.**
- › Infrastructure at remote venues is generally limited to ovals that support match day functionality and access to support amenities and services including toilets, shaded spectator areas, power, waste removal and drinking water.

## JUNIOR

- › **Dedicated junior venues contribute 10% of venues nationally.** They are commonly used for the introductory forms of football such as Auskick and junior (e.g. U8/U9/U10) or other programming activities.
- › Facility provision expectations are limited to smaller oval sizes and access to basic off-field amenities to facilitate junior level (e.g. U8/U9/U10) only competition.

## SCHOOL

- › **School based venues contribute 5% of venues nationally** and can be primary or secondary level institutions.
- › Facility provision expectations are limited with variable oval sizes and access to basic off-field amenities (e.g. toilets) to facilitate a diversity of activities.
- › Where school-based venues accommodate formal community league or school competition(s), infrastructure provision should match the level of competition being hosted and the requirements of the relevant league or competition provider.

## TRAINING AREAS

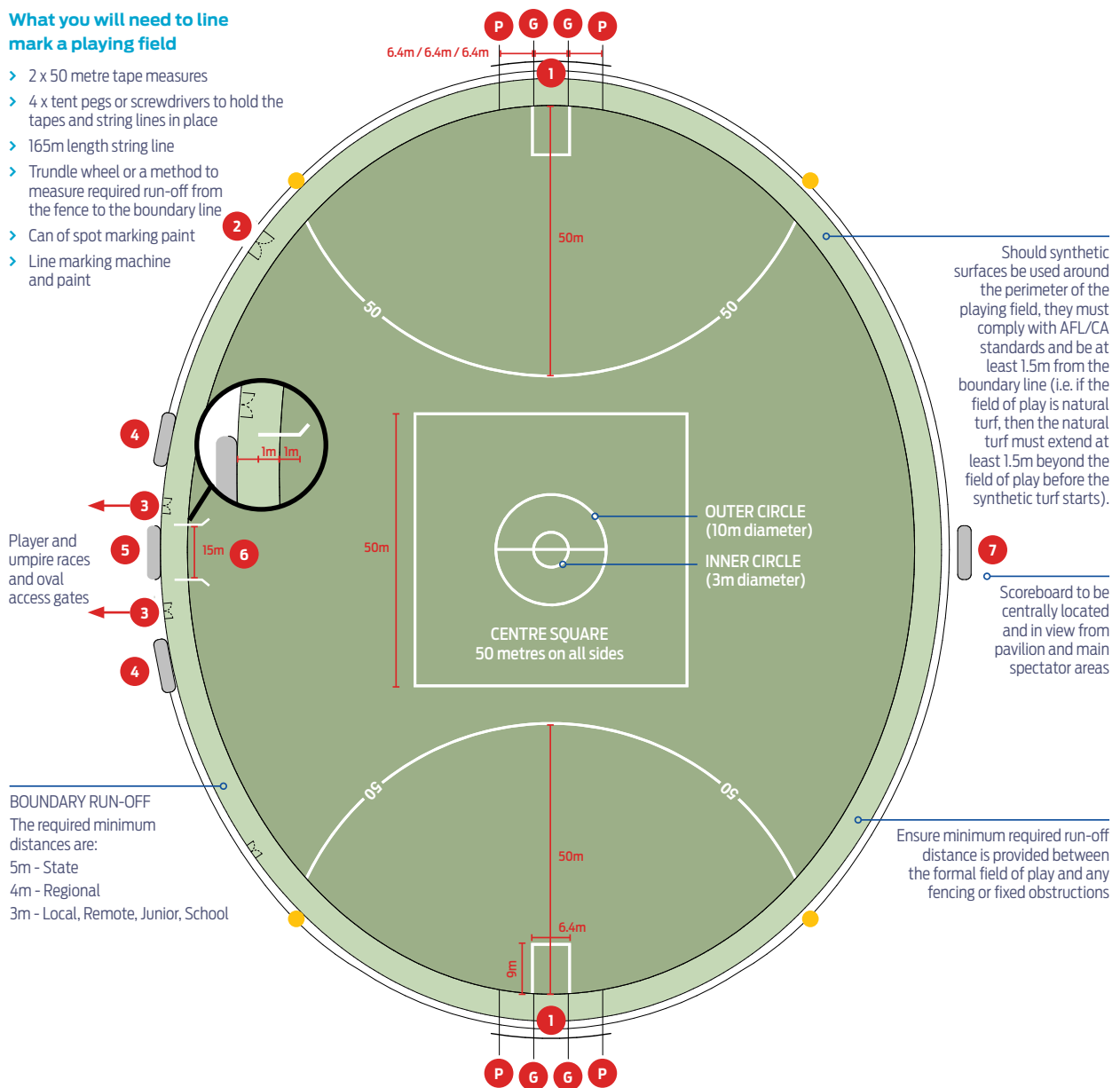
- › **Training facilities contribute 3% of all venues** and typically provide access to community clubs, teams, schools, and program providers to facilitate the basic levels of football.
- › Training areas have no specific spatial requirements, but must provide a safe, usable space and ideally be floodlit. They should also provide capacity to store equipment and have access to toilet amenities.

# LINE MARKING AND LAYOUT

The following diagram outlines the preferred oval dimensions, run-off area, match day infrastructure provision and associated line markings for community competition. Refer to Appendix 5 in the Full Guidelines for further details on line marking ovals and playing fields.

## What you will need to line mark a playing field

- > 2 x 50 metre tape measures
- > 4 x tent pegs or screwdrivers to hold the tapes and string lines in place
- > 165m length string line
- > Trundle wheel or a method to measure required run-off from the fence to the boundary line
- > Can of spot marking paint
- > Line marking machine and paint



- |   |  |                           |                        |
|---|--|---------------------------|------------------------|
| <b>1</b> BEHIND GOAL NETTING                                | <b>3</b> ACCESS GATE FOR PLAYERS AND UMPIRES | <b>5</b> OFFICIALS BENCH  | <b>G</b> GOAL POST     |
| <b>2</b> ACCESS GATE FOR MAINTENANCE AND EMERGENCY VEHICLES | <b>4</b> PLAYER BENCH                        | <b>6</b> INTERCHANGE GATE | <b>P</b> POINT POST    |
|   |  | <b>7</b> SCOREBOARD       | <b>●</b> OVAL LIGHTING |

# VENUE PROVISION SUMMARY BY HIERARCHY

This venue provision summary provides the preferred provision for each level of the Community Football Facility Hierarchy, including playing fields and related infrastructure, lighting, pavilions and other supporting site infrastructure.

VENUE COMPONENTS	PREFERRED PROVISION						
	STATE	REGIONAL	LOCAL	REMOTE	JUNIOR	SCHOOL	TRAINING
<b>PLAYING FIELDS &amp; AMENITIES</b>							
Oval / Playing field size	165m X 135m	165m X 135m	165m X 135m	165m X 135m	100m x 80m (min)	100m x 80m (min)	n/a
Surface options	Natural / Hybrid	Natural / Hybrid	Natural / Hybrid / Synthetic	Natural / Dirt	Natural / Synthetic	Natural / Synthetic	Natural / Hybrid / Synthetic
Minimum run-off area	5m	4m	3m	3m	3m	3m	3m
Oval fencing	Required	Required	Desirable	Desirable	Desirable	Desirable	n/a
Training lighting	200 lux	100 lux	100 lux	100 lux	50 lux	50 lux	50 lux
Match lighting	300-500 lux	200 lux	150 lux	150 lux	100 lux	100 lux	n/a
Goal posts	12m	10m	9m	9m	7.5m	7.5m	7.5m
Point posts	8m	6.5m	6m	6m	5.5m	5.5m	5.5m
Coaches benches	2 x elevated	1 x home & 1 x away	1 x home & 1 x away	1 x home & 1 x away	1 x home & 1 x away	n/a	n/a
Player interchange benches	2 x seating (10 people)	2 x seating (8 people)	2 x seating (8 people)	2 x seating (8 people)	2 x seating (8 people)	n/a	n/a
Umpire / officials bench	1 x seating (10 people)	1 x seating (3 people)	1 x seating (3 people)	n/a	n/a	n/a	n/a
Scoreboard	Electronic	Electronic	Electronic / Manual	Manual	Manual	n/a	n/a



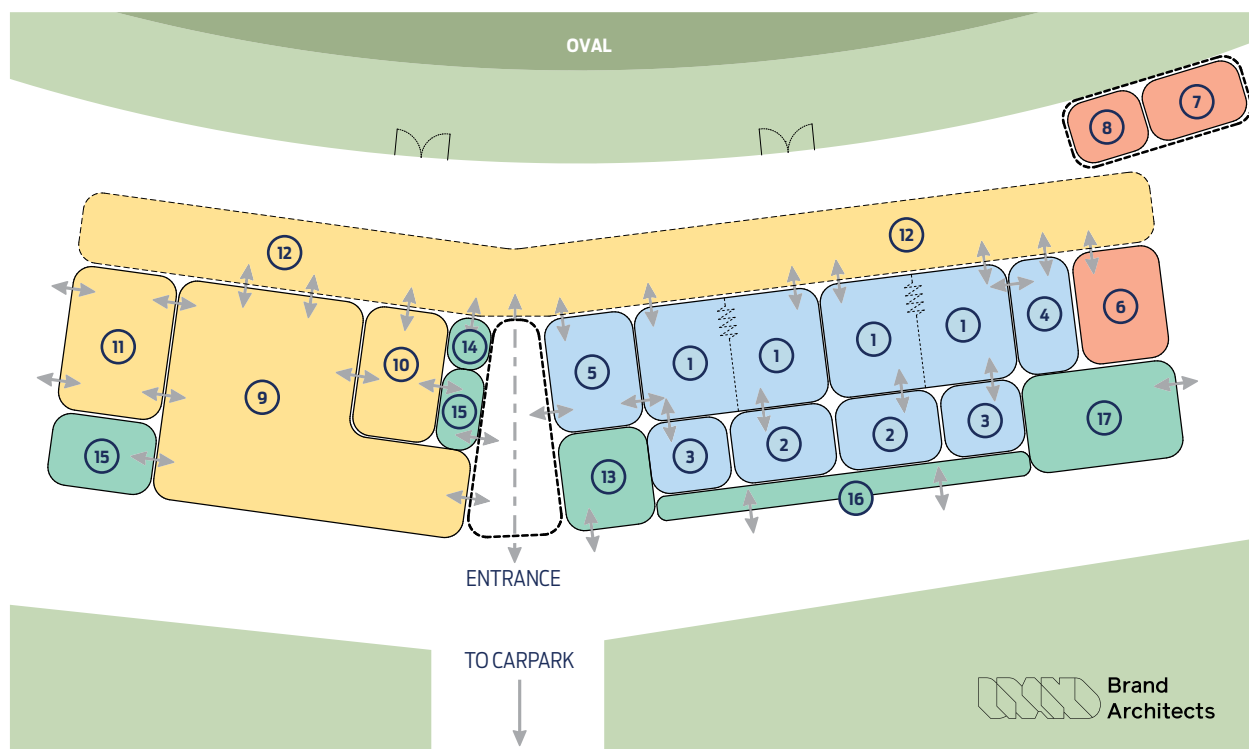
## MATCH LIGHTING LEVELS

Whilst the average minimum lux levels for amateur community club night competition is 100 lux, AS 2560.2 identifies that where practical, the provision of minimum 150 lux is preferred to take account of contemporary viewing expectations of spectators.

In general terms, 1 additional lux provides an improved viewing experience for 1 extra metre across an oval.

# PAVILION FUNCTIONALITY

The positioning of various pavilion spaces and attributes can have a significant impact on building functionality, ease of use, access, management, maintenance, cleaning and servicing. The following local level pavilion diagram provides guidance on the general spatial relationships and ideal connections recommended within and surrounding pavilions. The relationships between spaces are highlighted to help demonstrate improved functionality and to assist in pavilion design projects. Rooms and spaces are numbered, with further details provided in the following tables.



- |                       |   |                                     |                     |
|-----------------------|---|-------------------------------------|---------------------|
| 1 PLAYER CHANGE ROOMS | 6 UMPIRES                               | 9 COMMUNITY/SOCIAL SPACE            | 13 OFFICE/MEETING   |
| 2 PLAYER AMENITIES    | 7 MATCH OFFICIALS/<br>VENUE MANAGEMENT* | 10 KITCHEN/KIOSK                    | 14 INTERNAL STORAGE |
| 3 TRAINERS ROOM       | 8 TIME KEEPERS*                         | 11 PUBLIC AMENITIES                 | 15 CLEANERS         |
| 4 FIRST-AID / MEDICAL |   | 12 EXTERNAL COVERED<br>VIEWING AREA | 16 SERVICES/PLANT   |
| 5 GYM/FITNESS AREA    |   |                                     | 17 EXTERNAL STORAGE |

\* Time Keepers/ Match Officials: Potentially located at a mezzanine level (or within the pavilion. i.e. In place of gym location, should a gym not be required)..



Each local AFL State/Territory office has access to a library of actual floor plan designs used in various locations across Australia. Contact your local office to discuss similar projects and to access relevant designs.

VENUE COMPONENTS	PREFERRED PROVISION						
	STATE	REGIONAL	LOCAL	REMOTE	JUNIOR	SCHOOL	TRAINING
<b>PLAYER FACILITIES</b>							
1. Player change rooms	2 x 75m <sup>2</sup> -90m <sup>2</sup>	2 x 55m <sup>2</sup> -75m <sup>2</sup>	2 x 45m <sup>2</sup> -55m <sup>2</sup>	Dedicated change space with access to lockable toilet(s) and shower(s) is desirable	Dedicated change space with access to lockable toilet(s) and shower(s) is desirable	n/a	n/a
2. Player amenities (wet areas)	2 x 35m <sup>2</sup>	2 x 30m <sup>2</sup>	2 x 25m <sup>2</sup>			n/a	n/a
2. Number of lockable showers	5 x lockable showers per amenity	4 x lockable showers per amenity	3 x lockable showers per amenity			n/a	n/a
2. Number of pan toilets	5 x toilets per amenity	4 x toilets per amenity	3 x toilets per amenity			Access to toilets on-site essential	Access to toilets on-site essential
3. Trainers room	2 x 20m <sup>2</sup>	2 x 15m <sup>2</sup>	2 x 10m <sup>2</sup> Optional	n/a	n/a	n/a	n/a
4. Doctors room	15m <sup>2</sup>	10m <sup>2</sup> Optional	10m <sup>2</sup> Optional	n/a	n/a	n/a	n/a
4. First-aid/Medical room	15m <sup>2</sup>	15m <sup>2</sup> Optional	15m <sup>2</sup> Optional	n/a	n/a	n/a	n/a
5. Gym/fitness area	40m <sup>2</sup> -50m <sup>2</sup>	25m <sup>2</sup> -30m <sup>2</sup> Optional	20m <sup>2</sup> -25m <sup>2</sup> Optional	n/a	n/a	n/a	n/a

VENUE COMPONENTS	PREFERRED PROVISION						
	STATE	REGIONAL	LOCAL	REMOTE	JUNIOR	SCHOOL	TRAINING
<b>OFFICIALS FACILITIES</b>							
6. Umpire briefing room	30m <sup>2</sup> -40m <sup>2</sup>	30m <sup>2</sup> -40m <sup>2</sup>	20m <sup>2</sup> -25m <sup>2</sup>	Dedicated space with access to lockable toilet(s) & shower(s) is desirable	Dedicated space with access to lockable toilet(s) & shower(s) is desirable	n/a	n/a
6. Umpire amenities (wet areas)	24+m <sup>2</sup>	18+m <sup>2</sup>	12+m <sup>2</sup>			n/a	n/a
6. Number of lockable amenity cubicles	4 x lockable cubicles	3 x lockable cubicles	2 x lockable cubicles			n/a	n/a
7. Third umpire / venue management room	25m <sup>2</sup> -30m <sup>2</sup>	20m <sup>2</sup> -25m <sup>2</sup>	15m <sup>2</sup> -20m <sup>2</sup>	n/a	n/a	n/a	n/a
8. Timekeeping / Scorers box	15+m <sup>2</sup>	10+m <sup>2</sup>	10+m <sup>2</sup>	n/a	n/a	n/a	n/a

VENUE COMPONENTS	PREFERRED PROVISION						
	STATE	REGIONAL	LOCAL	REMOTE	JUNIOR	SCHOOL	TRAINING
<b>SOCIAL SPACE</b>							
9. Social / Community room	200m <sup>2</sup>	150m <sup>2</sup>	100m <sup>2</sup>	n/a	n/a	n/a	n/a
10. External covered viewing area	150m <sup>2</sup>	75m <sup>2</sup>	50m <sup>2</sup>	n/a	n/a	n/a	n/a
11. Kitchen & Kiosk	40m <sup>2</sup>	30m <sup>2</sup>	20m <sup>2</sup>	n/a	n/a	n/a	n/a
12. Public Toilets	Male 20m <sup>2</sup> Female 20m <sup>2</sup> Accessible 5m <sup>2</sup> (consider all gender toilet provision)	Male 15m <sup>2</sup> Female 15m <sup>2</sup> Accessible 5m <sup>2</sup> (consider all gender toilet provision)	Male 10m <sup>2</sup> Female 10m <sup>2</sup> Accessible 5m <sup>2</sup> (consider all gender toilet provision)	n/a	n/a	n/a	n/a
Spectator viewing	Mix of seated & standing desirable	Mix of seated & standing desirable	Standing	Shaded areas	Desirable	Desirable	Desirable
Drinking water	Yes	Yes	Yes	Yes	Yes	Yes	Yes

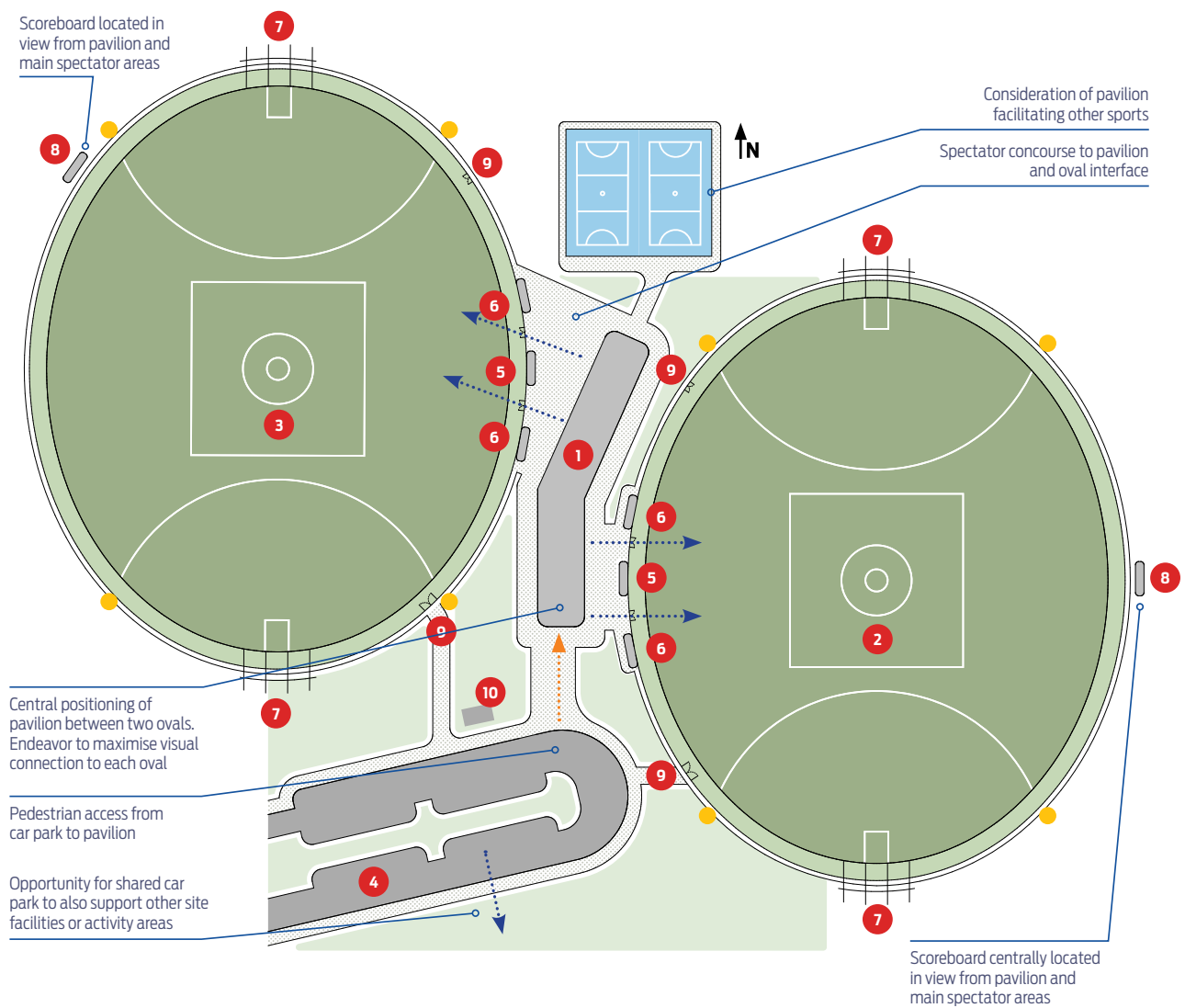
VENUE COMPONENTS	PREFERRED PROVISION						
	STATE	REGIONAL	LOCAL	REMOTE	JUNIOR	SCHOOL	TRAINING
<b>ANCILLARY SPACES</b>							
13. Office / Administration / Meeting	25m <sup>2</sup>	20m <sup>2</sup>	15m <sup>2</sup>	n/a	n/a	n/a	n/a
Family room	As determined by project needs	As determined by project needs	As determined by project needs	n/a	n/a	n/a	n/a
Multi faith room	As determined by project needs	As determined by project needs	As determined by project needs	n/a	n/a	n/a	n/a
Sensory room	As determined by project needs	As determined by project needs	As determined by project needs	n/a	n/a	n/a	n/a
14. Utility / Cleaners room	5m <sup>2</sup>	5m <sup>2</sup>	5m <sup>2</sup>	n/a	n/a	n/a	n/a
15. Club storage (internal)	25m <sup>2</sup>	20m <sup>2</sup>	20m <sup>2</sup>	n/a	n/a	n/a	n/a
17. Club storage (external)	25m <sup>2</sup>	20m <sup>2</sup>	15m <sup>2</sup>	15m <sup>2</sup>	15m <sup>2</sup>	15m <sup>2</sup>	15m <sup>2</sup>



VENUE COMPONENTS	RECOMMENDED PROVISION						
	STATE	REGIONAL	LOCAL	REMOTE	JUNIOR	SCHOOL	TRAINING
<b>SUPPORTING INFRASTRUCTURE</b>							
Car Parking	150-180 desired	120-150 desired	80-120 desired	50+ desired	50+ desired	50+ desired	50+ desired
Spectator Seating	500+ desired	Optional	Optional	n/a	n/a	n/a	n/a
Reserve or Enclosed Venue Fencing	Required	Optional	Optional	n/a	n/a	n/a	n/a
Oval Perimeter Fencing	Required	Required	Optional	Desirable	n/a	n/a	n/a
Game Clock	Required	Optional	Optional	n/a	n/a	n/a	n/a
Game Siren	Required	Required	Required	Air horn	Air horn	Air horn	n/a
Public Address System	Required	Optional	Optional	n/a	n/a	n/a	n/a

# SITE LAYOUT - DUAL OVAL OPTION

The layout presented is provided as a guideline only. It is acknowledged that existing sites and facilities may not have the capability to provide a similar layout or site conditions may require alternative designs. In these cases it is preferable to adopt as many identified principles as is possible and where practical



- |            |                   |                       |                    |
|------------|-------------------|-----------------------|--------------------|
| 1 PAVILION | 4 CAR PARK        | 7 BEHIND GOAL NETTING | 10 WASTE ENCLOSURE |
| 2 OVAL 1   | 5 OFFICIALS BENCH | 8 SCOREBOARD          | ● OVAL LIGHTING    |
| 3 OVAL 2   | 6 PLAYER BENCH    | 9 VEHICLE ACCESS GATE |                    |

# SITE LAYOUT - SINGLE OVAL OPTION

The layout presented is provided as a guideline only. It is acknowledged that existing sites and facilities may not have the capability to provide a similar layout or site conditions may require alternative designs. In these cases it is preferable to adopt as many identified principles as is possible and where practical.

